







BEARING KIT PART # S170600001				SPECIFICATION				
ITEM #	LOCATION	PART	QTY	 MATERIAL	DESCRIPTION	 Ø OD	 Ø ID	 WIDTH
1-A	Bottom Bracket (Main)	Bearing	2	Steel	1524F (full complement bearing)	24	15	5
1-B		Sleeve	1	Aluminum	Tapered	18.5	15	42.5
1-C		Spacer	2	Aluminum	Dust shield against bearing	23.5	15.1	3
1-D	Dropout (Horst)	Bearing	4	Steel	1524F (full complement bearing)	24	15	5
1-E		Spacer (outer)	4	Aluminum	Dust shield against bearing	23.5	15.1	3
1-F		Spacer (inner)	2	Aluminum	Square profile	19.1	15.1	1.2
1-G	S-Link @ Seat Tube	Bearing	2	Steel	1524F (full complement bearing)	24	15	5
1-H		Spacer	2	Aluminum	Square profile	19.1	15.1	3
1-I	S-Link @ Seatstay	Bearing	4	Steel	1524F (full complement bearing)	24	15	5
1-J		Spacer (outer)	4	Aluminum	Dust shield against bearing	23.5	15.1	3
1-K		Spacer (inner)	2	Aluminum	Square profile	19.1	15.1	3
1-L	S-Link @ Extension	Bearing	2	Steel	1524F (full complement bearing)	24	15	5
1-M		Spacer (outer)	2	Aluminum	With dust shield. Chamfer against bearing	23.5	15.1	2.5
1-N		Spacer (inner)	2	Aluminum	With dust shield. Square profile	19.1	15.1	2.5










SPECIALIZED BICYCLE COMPONENTS

15130 Concord Circle, Morgan Hill, CA 95037
(408) 779-6229
0000084352_SC_R1, 03/17

Please note all instructions are subject to change and updates without notice.

Please visit www.specialized.com for periodic tech updates.

Feedback: techdocs@specialized.com

BOLT KIT PART # S170500001				SPECIFICATION									
ITEM #	LOCATION	PART	QTY	 MATERIAL	 Ø OD	 Ø ID	 WIDTH	 THREAD	 LENGTH	 TOOL	 MM	 TORQUE in-lbf (Nm)	
2-A	Bottom Bracket	Axle	1	Aluminum	15			M15	78.2	Allen key	8	175 (19.8)	
2-B		Washer	1	Steel	21	15.2	.05						
2-C	Dropout	Bolt	2	Aluminum	15			M14	32.9	Allen key	8	140 (15.8)	
2-D	S-Link @ Seat Tube	Bolt	2	Aluminum	15			M15	23.2	Allen key	8	175 (19.8)	
2-E	S-Link @ Seatstay	Bolt	2	Aluminum	15			M14	32.9	Allen key	8	140 (15.8)	
2-F	S-Link @ Extension	Bolt	2	Aluminum	15			M14	22.7	Allen key	8	140 (15.8)	
2-G		Washer	2	Steel	21	15.2	0.5						
2-H	Upper shock eye	Bolt	1	Aluminum	8			M8	52	Allen key	6	140 (15.8)	
2-I		Washer	2	Steel	12.5	8.6	0.5						
2-J		Nut	1	Steel			13	M8					
2-K	Lower shock eye	Bolt (not included)	1	Steel	8			M8	13	Allen key	5	175 (19.8)	
2-L		Washer (not included)	1	Steel	12.5	8.6	0.5						

NOTE: Apply blue threadlocker to all threads